

**Learn. Lead.
Succeed.**
**Exploring Rotary's
Learning Center**
with Amy Hopkins

D7390
District
Learning
Committee

January 27, 2026

**** Click here for [YouTube Link](#)
to View Webinar***

MEET TONIGHT'S TEAM:


Karen Anthony

(District Learning Committee and President Passport)



Fred Gellert

(District Learning Committee Chair and Past District Governor)



Amy Hopkins

(Rotary International Curriculum Development Supervisor, District 6450 Learning Facilitator, and Chicago Lakeview Club Member)



Uses of the Learning Center

- | | |
|---|------------------------------------|
| 1 | Executive/Committee Chair Learning |
| 2 | New Rotarians |
| 3 | Absent Presenter/Speakers |
| 4 | Prepare for Rotary Event |
| 5 | To Be a Life-Long Learner! |

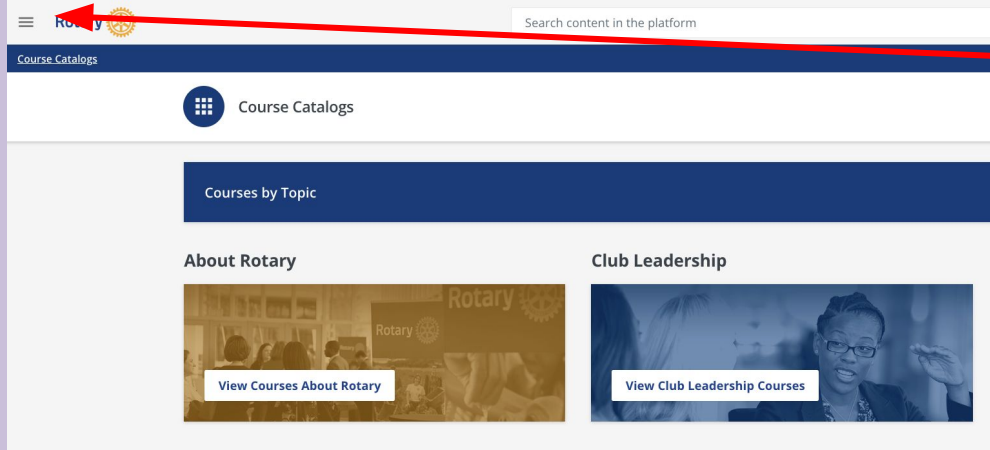
Learning Center Location

My Rotary

The screenshot shows the my.rotary.org website interface. At the top, the browser address bar displays 'my.rotary.org'. Below the navigation bar, there are several tabs: 'WORK', 'ChatGPT', 'Home Page | Distri...', 'Passport Homepage', 'Passport Facebook', 'My Rotary', and 'RC Central 2'. The main content area features a large blue banner with a photograph of a diverse group of people in a well-lit room. Below the photo, a white card displays 'Hello, Karen' and a 'View Profile' link. To the right of the banner are two blue and white cards for 'District 7390 Passport (Rotary Club)' and 'District 7390', each with a 'View Club' or 'View District' link. Below these are six resource center cards arranged in two rows of three. A red arrow points from the 'View Profile' link to the 'Learning Center' card.

| Resource Center | Description |
|-------------------------------------|---|
| Rotary Club Center » | Set club goals and track them. You're doing. Monitor your progress with detailed reports. |
| Grant Center » | Launch and manage all your Rotary Foundation grants in one place. |
| Membership and Foundation Reports » | Find reports with data about membership, contributions, recognition, and more. |
| Brand Center » | Find logos, photos, videos, and all the resources you need to promote Rotary in your community. |
| Learning Center » | Learn new skills with online classes and materials created for your specific role or interests. |
| Service Project Center » | Browse successful club projects from around the world. |

My Dashboard



A screenshot of the Rotary Course Catalogs dashboard. At the top left, there is a hamburger menu icon and the Rotary logo. A red arrow points from the menu icon to the 'Course Catalogs' item in the sidebar on the right. Below the logo is a search bar with the text 'Search content in the platform'. The main content area has a dark blue header with 'Course Catalogs' and a grid icon. Below this is a section titled 'Courses by Topic' with two columns: 'About Rotary' and 'Club Leadership'. Each column has a representative image and a 'View Courses' button.

Course Catalogs

Search content in the platform

Course Catalogs

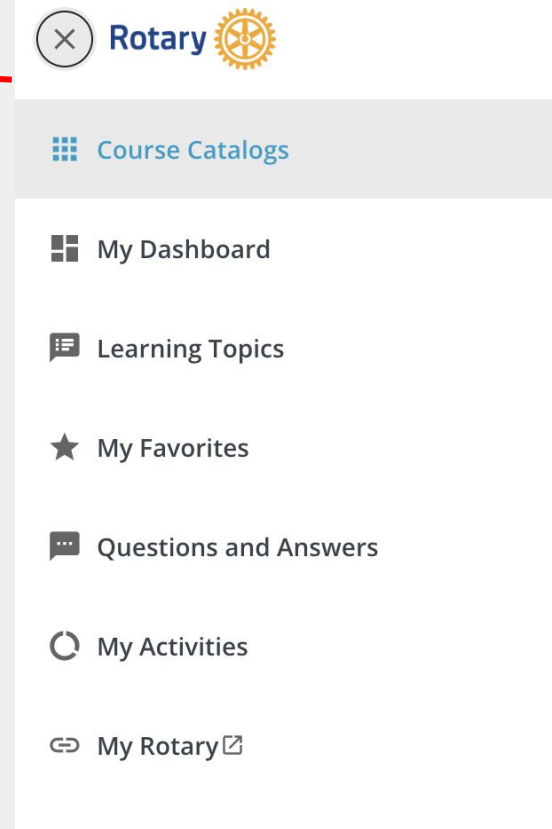
Courses by Topic

About Rotary

View Courses About Rotary

Club Leadership

View Club Leadership Courses



A vertical sidebar menu for the Rotary Course Catalogs platform. It starts with a close button (an 'X' in a circle) and the Rotary logo. Below this is the 'Course Catalogs' item, which is highlighted with a grey background. The rest of the menu items are: 'My Dashboard', 'Learning Topics', 'My Favorites', 'Questions and Answers', 'My Activities', and 'My Rotary' with an external link icon.

Rotary

Course Catalogs

My Dashboard

Learning Topics

My Favorites

Questions and Answers

My Activities

My Rotary

10 TOPICS

About Rotary



[View Courses About Rotary](#)

Club Leadership



[View Club Leadership Courses](#)

District Leadership



[View District Leadership Courses](#)

General



[View General Courses](#)

Membership



[View Membership Courses](#)

Professional Development



[View Professional Development Courses](#)

Public Image



[View Public Image Courses](#)

Service



[View Service Courses](#)

The Rotary Foundation



[View Rotary Foundation Courses](#)

Learning Facilitator



[View Learning Facilitator Courses](#)

Categories, Filters, & A-Z

Membership

CATEGORIES FILTERS Search...

17 Items

Best Practices for Engaging Members

ENROLLED
EN | 45m 00s ★ 5.0

E-learning

Club Membersh Committee Esse

11 courses | 5h 15

Learning plan

Is Your Club Healthy?

ENROLLED
EN | 1h 00m ★ 5.0

E-learning

Membership

8 courses | 4h 00r

Learning plan

CATEGORIES FILTERS Search...

Categories

Topic

- General
- Membership
- Professional Development
- Service

CATEGORIES FILTERS Search...

Filters
0 Active filters

Type

Enrollment status

Language

Duration

Name A-Z ✓

Name Z-A

Code A-Z

Code Z-A


Newest to oldest

Oldest to newest

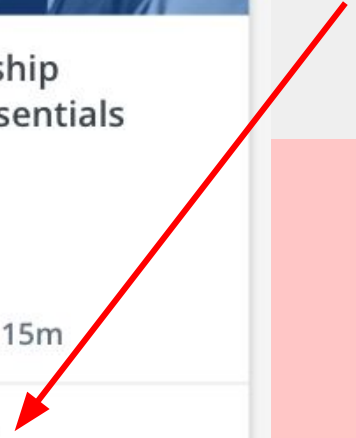
E-Learning vs “Learning Plans”

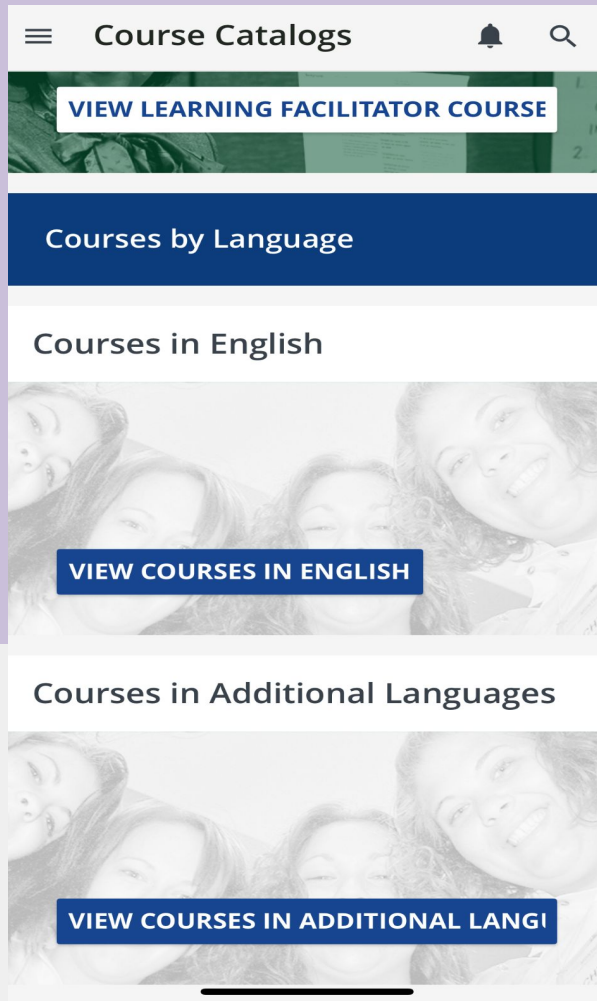
The image shows two course cards from a learning management system. The left card, titled 'Best Practices for Engaging Members', features a blue-tinted photo of a man and a woman in a meeting. Below the title, it says 'ENROLLED', 'EN | 45m 00s', and a star rating of 5.0. At the bottom, there is a play button icon and the text 'E-learning'. The right card, titled 'Club Membership Committee Essentials', features a blue-tinted photo of a woman speaking. Below the title, it says '11 courses | 5h 15m'. At the bottom, there is a document icon and the text 'Learning plan'.

Single Course



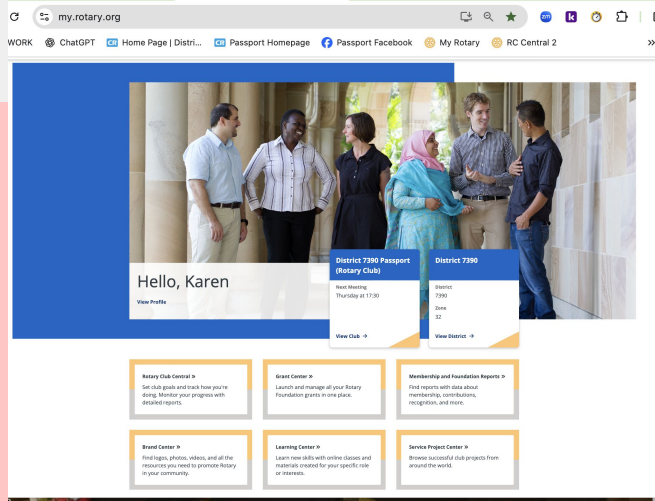
Combination of Courses





Offered in multiple languages... we're all getting the same info!

2 Platforms!



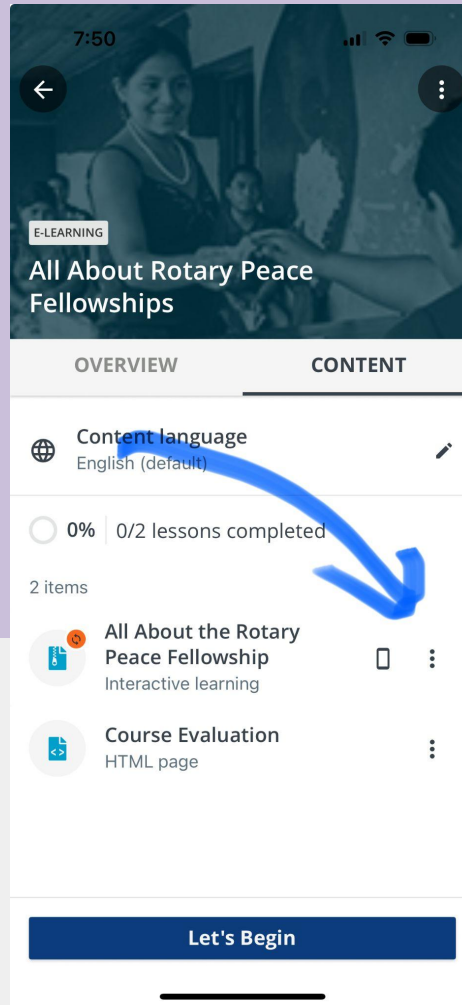
RotaryLearn

RotaryLearn

Open

★★★★☆ 5

🎓 Education | 📄 ROTARY INTERNATIONAL



Convenient!

Downloading
for Off-Line
Learning

Let's Go Live!

Diversify Your Club

E-learning Default language: English

ADD TO FAVORITES LIST

Course description

Having a diverse club allows you to better represent and serve your community. A club that includes people with different backgrounds and perspectives has a broader understanding of the community, the issues it faces, and possible solutions. Diverse clubs also attract more members, reflect Rotary's core values, and expand our ability to make a difference. In this course, you'll find strategies for diversifying your club and building relationships with new groups.

Course syllabus




3 Lessons | 45m

-  **Diversifying Your Club: A Readiness Assessment**
File
-  **Diversifying Your Club**
Interactive learning
-  **Course Evaluation**
HTML

Enrollment options

ENROLL

Course details

-  **Average completion time**
45 minutes
-  **Time to complete**
Unlimited access
-  **Course ID**
E-0W72WW

Suggested for you

1/3



New

Diversify Your Club

EN | 45m 00s

★ 5.0

E-learning



Amy Hopkins

(Rotary International
Curriculum Development
Supervisor, District 6450
Learning Facilitator, and
Chicago Lakeview Club
Member)



Amy shared many insights along with the previous slides, and she picks up at this point with a live question/answer session. Click here for [YouTube Link](#) and go to time marker 15:15 to see and hear much more about Rotary's Learning Center!

**THANK
YOU for
ATTENDING!**

***Do you have a passion
for sharing great ideas or
teaching others?***

***Do you have ideas for
other District Learning?***

*If so, please consider joining the
District 7390 Learning Committee
by contacting Fred Gellert at
f.gellert@outlook.com*