



CHAIN OF COMMAND & **COMMUNICATIONS**


Obey 3 **Golden** Rules

Rule 1 – If You Have A Problem, Ask For Help.

The moment you leave the protection of your natural parents, someone else is legally and morally responsible for you, someone in general called “Rotary”. If you ask for help and don’t get the answer that you want to hear, remember that the Rotary people are not trying to be deliberately unkind. They are responsible for you, and they take that responsibility seriously. They say “no” because they see a problem or a risk in your request that they are not prepared to accept. (i.e Travel Rules, Curfew Times, etc.)

Rule 2 – Respect and Obey The Rules, Regulations & Laws Of Your Hosts Make It Your Personal Responsibility To Find Out What They Are – Simply Ask !

Rule 3 – If You Break The Rules, You Will Be Sent Home. The Decision To Send You Home Is Decided Only By Your Hosts !



Remember The 5 D's


No DRINKING

No DRIVING

No DRUGS

No DATING (Intimate Contact)


No DISFIGURMENT (Return Home Same As You Left)



Rotary Youth Exchange Student

SEXUAL HARRASSMENT and/or any Crimes (i.e. wallet stolen) other than sexual abuse against exchange student

SEXUAL ABUSE - Student or who the student reported it to is to Call 911 & Report to Law Enforcement Authorities



Report Situation Immediately to Rotary Where You Feel Most Comfortable

Any Club Officer, YEO or Counselor

Trusted Rotarian

Any District Youth Exchange Committee Member, Student Protection Officer or District Governor/District Office

**ESSEX Hotline
1-866-683-0533**



Rotary District Youth Exchange Chair

Rotary District Governor & Rotary District Student Protection Officer Immediately

ESSEX Student Protection Officer Notified within 24 Hours

Report Sexual Abuse Within 24 Hrs. to RI & DOS; Report Harassment or other crimes to RI within 72 Hrs.


HOUSTON ...WE HAVE A PROBLEM !


ROTARY CHAIN OF COMMUNICATIONS



NO PARENT







COMMUNICATIONS

EXCHANGE OF INFORMATION

BY COMBINING THE LEARNING
OF YOUR HOST COUNTRY
CULTURE & LANGUAGE WILL
DETERMINE HOW EFFECTIVE
YOUR **COMMUNICATIONS** WILL
BE.



(SEND – RECEIVE - FEEDBACK)

COMMUNICATION CHANNELS

1. MONTHLY REPORTS

- A. Required by US State Dept.
- B. There is no sharing with host country.
- C. Send to D7390 Outbound Chair & Sponsor Counselor

2. First 8 Weeks

- A. Minimal to No Communication
- B. Accelerate Language Immersion
- C. Prevents Home Sickness

3. Use of Personal Websites, Face Book & Skype

4. Rotary uses your email address from your application.

5. Public Speaking (Club or School Presentation)

- A. Begin a Power Point presentation NOW !
- B. Student Manual is full of useful information.

6. You Communicate through PINS & BUSINESS CARDS.




COMMUNICATION CHANNELS

7. Television or Radio Interviews

A.R.P.S.


B.Be Complementary



8. Exchange of ROTARY BANNERS

A.Take 6 Sponsor Club Banners with you.

B.Return with 1 Host Banner to present to your Sponsor Club President.





ETIQUETTE

ETIQUETTE (Social Life Behavior)


DO...

- be punctual (early)
- be politically correct (neutral)
- be courteous with lots of manners
- be adventurous (try new things)
- household chores
- be aware first impressions are lasting
- dress appropriately for the occasion




DON'T...

- talk about politics
- use foul language in public
- talk like movie or TV actors
- pass judgment



ETIQUETTE

R.P.S.



SMILE & THE WORLD SMILES WITH YOU !