

Rotary Youth Exchange

An Experience
of a Lifetime



**SPRING OUTBOUND
ORIENTATION**

April 5, 2014




D7620 & D7390 Rotary Youth Exchange Staff & Committee

- D7390 Linda Spotts - YE Chair & Outbound Chair
- D7390 Tom Barton – Lead Youth Exchange Trainer
- D7620 Chris Perlick – YE Chair & Inbound Chair
- D7620 Karin Jones – Outbound Chair
- D7390 Patti Joseph - District YE Committee Member
- D7390 Melissa Bruck – District Office Executive Secty
& Youth Exchange Coordinator

AGENDA April 5, 2014

- **Morning**
 - All Long Term – in the Auditorium in the morning
 - Short Term - leave for Bressi Room at 9:30am
 - Short Term - back in Auditorium at 11:40 am for Tzell
- **Lunchtime** – Please help in cleaning the tables
- **Afternoon (1-2pm)**
 - Outbounds in Training in Bressi Room
 - Outbound Parents remain in Auditorium
 - Current Outbound Parents in E-Learning Room
- **Afternoon (2-2:30pm)** - All but ST in Auditorium
- **Adjourn 2:30pm** – Need help with tables/chairs


ANNUAL ROTARY THEMES



“Make Dreams Real” For:

***19 Enthusiastic and diverse Rotary Youth
Exchange Ambassadors representing U. S. of
America***


Belgium (2)	England (ST)	India	Netherlands (ST)	Spain (1 LT & 2 ST)
Brazil	France	Italy	Poland	Taiwan
Croatia	Germany (2)	Japan (2)	Romania	



ROTARY YOUTH EXCHANGE
“AN EXTRAORDINARY JOURNEY”


YOUR OPPORTUNITY - OUR PURPOSE

OUR PURPOSE



- ❖ **Everything We Do Has A Purpose !**
- ❖ **Rotarians & Rotex Are Volunteers Who Work Together To Help Prepare You and Your Family For A Successful Exchange Year.**
- ❖ **Help You To Anticipate & Cope With Change.**
- ❖ **Help You To Improve Your Personal Resilience.**
- ❖ **District Youth Exchange Events**
 - District Youth Exchange Committee Shares Knowledge At Each Event.**
 - Valuable Interaction with Rotex and Inbounds At Key Events**
 - Mt Asbury:**
 - Interactive Games – Rafa Rafa, Country Quest
 - Talent Show
- ❖ **Rotary Club Events** – Meet Rotarians & Discover Their Humanitarian Effort Through "Service Above Self".
- ❖ **Materials**
 - Survival Kit, Student and Parent Handbooks, Business Cards,

10 COMMANDMENTS



- 1. Adapt or Fail (Different Is Just Different)**
- 2. Ask or Be Ignorant**
- 3. Smile Every Chance You Get (RPS)**
- 4. Be Lively & Active**
- 5. Give 100% Of Yourself & Expect Nothing In Return**
- 6. Be Punctual To Show Respect**
- 7. Be Considerate Of Your Hosts**
- 8. Maintain A Neat Appearance & Keep Your Surroundings Orderly**
- 9. Plan Ahead – Manage Your Time**
- 10. Strive To Earn The Respect Of Others**